



November 30, 2018

Ordering at Taco Johns requires deploying a special language. Kinda like quilting requires, actually. And if you get it wrong, just like in quilting, it can have disastrous effects.

For example, if a customer comes in and says she needs some border fabric to finish her quilt, we ask her how big the quilt is, and if it's 60" X 70" we sell her two yards for a straight of grain border (see, another example of specialized language). If she doesn't speak up to correct us, then she will go home with two yards for binding. Border, binding, border, binding, different but both start with B.

It's the same with ordering at Taco Johns. I'm never quite sure which words to use to get what I want. And ordering at a drive through fast food joint shouldn't be that difficult. Normally, you can place an order by just speaking the number of the meal, or you can order an item, like a hamburger, and expect that it will come with the "special sauce, lettuce, cheese, onion, on a sesame seed bun" for example. You don't have to repeat the jingle in order to get all the trimmings.

And that's why it is so hard to order at Taco Johns. I never know what words to say in order to get what I want. And it seems to change every time there is a newly hired 18-year-old taking the order.

Taco Johns used to sell a Breakfast Egg Burrito. Easy peasy: egg burrito with salsa & cheese. But that item, by that name, is no longer on the menu. It still exists, but you can't order it under that name, and I clearly don't know all the magic words in order to get just an egg and cheese burrito. I wind up with bacon or other meat in the burrito or, worse, potato oles.

I also assume that the egg burrito comes with cheese and salsa automatically, but if I just order an egg burrito, the kid'll ask me if I want cheese with that. So then I'll say yes and I want salsa, assuming that maybe salsa also doesn't come automatically. So the kid then says, Do you want extra salsa? It's a nightmare, really. I have what seems to be a 10 minute conversation just to get breakfast. For example, on Saturday this was the conversation I had with the kid:

"I want an egg burrito. With salsa. And a large diet coke."

"Do you want extra salsa?"

"Yes, I just want an egg burrito with extra salsa."

Pause. I know at this point, because of conversations I can hear through the voice mic, I haven't used the magic words. He's having a discussion with someone about my order.

"Do you want bacon or sausage with that?"

"No, I want an egg burrito, with cheese and salsa."

"No bacon or sausage?" He clearly doesn't get it. So I emphasize: "No meat." Where am I going wrong?

More conversation in the background.

"So that's two burritos and a"

"No, just one egg and cheese burrito with extra salsa and a diet coke." How hard can this be?

"Okay."

At the window. He hands me a bag with my burrito.

"What kind of a coke did you want?" Gotta be his first day on the job.

"Diet."

I drive away. When I open the bag, no extra salsa, although it is possible that extra "salsa" was included within the burrito. I didn't ask for hot sauce. The

difference between the two, I think, is salsa is applied as the burrito is being made and hot sauce comes in a tin foil package that I apply on top. Kinda like the difference between borders and bindings.

So I've concluded that the magic words for ordering are "egg & cheese burrito with salsa. No meat. No potatoes. No sausage. No bacon. No spicy chorizo. No peppers. No onions. No poblanos. No tomatoes. Just eggs, cheese, salsa, wrapped in a warm tortilla. And hot sauce on the side. And a large diet coke."

This might get me an egg & cheese burrito that actually comes with salsa and a pack of hot sauce on the side. And a large diet coke. Maybe. I'm kinda scared to go back.

Christmas Mystery Quilt 2018!

Here's how it will work: First piece of the pattern, pick up starting Monday, Nov. 26.

Second part: Monday Dec. 3

Third part: Monday Dec. 10

Last part: Monday Dec. 17


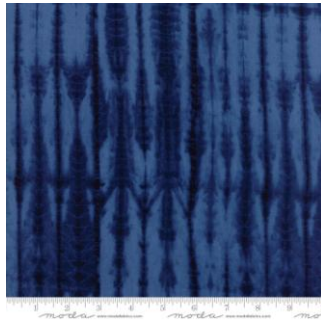
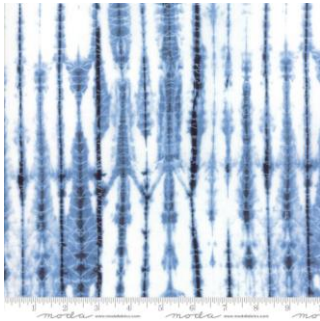

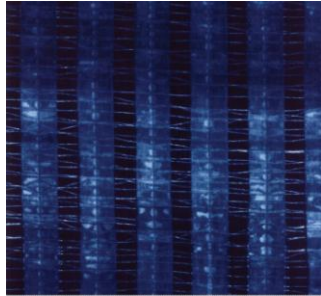
Quilt is designed in two different color ways: Blue & silver; and red & green.

Quilt size is 64" X 76". Cost of the kit is \$80. Right now, the pattern will only be available if you buy a kit. However, if you want to try different colors from what I have kitted, I can help you choose the correct colors for the pattern. Just let me know.

WHAT'S NEW!!

Notions: wonder clips, clip on lights, crushed walnut shells, new books & patterns including a new book from Elizabeth Hartman and Buttermilk Basin, Diamond Rec rulers, Diamond in the sky patterns, Wing Clipper ruler, white & Snow Kona cotton, Raven black batik from Hoffman, and Michael Miller Jet Black.

From Moda:



From Benartex:



Section measures approx. 15" x 15"










ONE FULL REPEAT MEASURES APPROX. 24" X 43"
(INCLUDES 6 CATS FOR FUSSY CUTTING)






PANEL MEASURES APPROX 24" X 43"


From In the Beginning: Don't wait too long if you want this fabric. Limited amounts remain on the following bolts. I am checking to see if I can reorder.






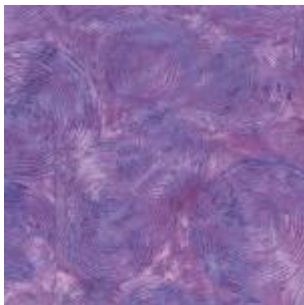



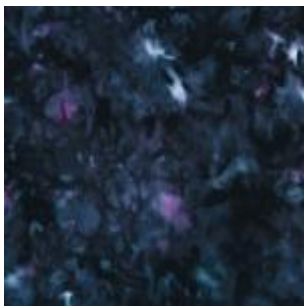

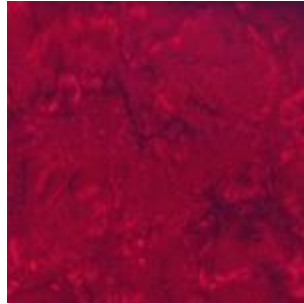
From P & B:





From Hoffman:





And 2 more, one light
& one dark

From Alexander Henry:






From Free Spirit:



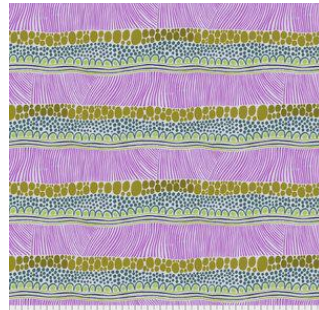




From Windham: Art History





From Free Spirit:





From Benartex & RJR:



SECTION SHOWN MEASURES APPROX. 15" X 30"





From Hoffman:



From Northcott:



All flannel



From Henry Glass:





From 3 wishes:



yes we do have this one. It was misshelved and I thought we had sold it out.



From Henry Glass:



SIGN UP FOR LONG ARM QUILTING CLASSES TODAY!

**Classes are on Wednesdays and some Saturdays: 10:30-1:30; 2:30-5:30,
or 6-8:30. Check the calendar for dates. Only 4 to a class.**

Rentals have started for those who have taken the class. Tuesdays and Fridays, and a couple of Saturday and Sunday rentals. Check the calendar for rentals. Generally, there are 2 rentals times per day: 10:30-2 and 2:30-6. \$25/hr or \$85 for 3 1/2 hours. \$50 minimum. Plus \$5/bobbin for thread. Most quilts (double and smaller), even for beginners, will take about 2 1/2-3 hours. We will discuss what you plan to do on your quilt and will help you estimate how long it will take.

Class descriptions follow the calendar, so keep scrolling. Classes are listed alphabetically.

November

Sunday	Monday	Tuesday	Wednesday	Thursday	Friday	Saturday
Color of the month Red				1 Beginning Quilt 6-9	2	3 BOM 10:30 Baltimore Woods 1-4 Great Pumpkin 4-6 Binding 4-6 Finish Your Quilt Sale
4 CLOSED	5 Boston Commons 10:30-5	6 Long arm rental day	7 Long Arm Quilt classes 10:30-1:30; 2:30-5:30	8 Origami Bags 1-4 Beginning Quilt 6-9	9 Machine applied binding 2-4 Long arm rental day	10 Embroidery Club 10-noon Story Quilt 1-6
11	12	13	14	15	16	17

Beginnin g Quilt 1- 4	Hollow Cube 10:30-5	Long arm rental day	Knit Pickers' Club 6- 8:30	Panels Are Fun! 1- 6	Long arm rental day	Diamond s in the Sky 10:30-5
18 Beginnin g Quilt 1- 4	19	20 Long arm rental day	21	22 CLOSED	23 Black Friday Sale Full Moon	24 Camden Bag 12-5 Shop Small Business Sale
25 Beginnin g Quilt 1- 4	26 Boston Common s 10:30-5	27 Long arm rental day	28 Long Arm Quilt classes 10:30-1:30; 2:30-5:30	29 Machin e quilting 1-4 OR 6-9	30 Long arm rental day	

December


Sunday	Monday	Tuesda y	Wednesd ay	Thursd ay	Friday	Saturday
Color of the month Christma s						1 BOM 10:30 Baltimore Woods 1-4 Toy Bags 4-6 Finish Your Quilt Sale
2 CLOSED	3 Market Tote Bag 1-4	4 Christm as Triangle Frenzy 1-4 Long arm rental day	5 Machine Applique 1-4 OR 6-9	6 Origami Bags 10:30- 1:30 Toy Bags 2-5	7 Long arm rental day	8 Embroidery Club 10-noon Story Quilt 1-6
9 Panels Are Fun! 1-	10 Hello Pouches 10:30-3	11 Long arm rental	12 Knit Pickers' Club 6-	13 Origami Bags 10:30- 1:30	14 Long arm rental day	15 Hello Pouches Bags 1-5

5		day	8:30	Toy Bags 2-5		
16 Pillow Case Party 1- 4	17	18 Long arm rental day	19 Take 5 for Christm as 10:30-5	20	21 Long arm rental day	22 Full Moon
23	24 Close at 2	25 CLOSE D	26	27	28 Customer Appreciati on Sale Toad Toters Only 3-7	29 Customer Appreciati on Sale 10-6
30 Closed for invento ry	31 Closed for Invento ry					

Baltimore Woods Block of the Month

1st Saturday of the month through Dec 1-4 \$25 Sue Frerich.

This Baltimore album inspired quilt features adorable woodland creatures including an owl, fox, deer, skunk and bear along with a modern take on some traditional Baltimore blocks. These blocks are fused and machine applique in place. We have the background fabric in stock-don't wait too long if you want it.



Beginning Machine Applique Thurs Dec 5, 1-4 OR 6-9 \$25 Barb Boyer

So many quilts use applique these days. Learn the ins and outs of machine applique, from points to curves. We will practice the button hole/blanket stitch, satin stitch, and you can also play around with your decorative stitches. Threads, fusibles and stabilizers will be discussed.

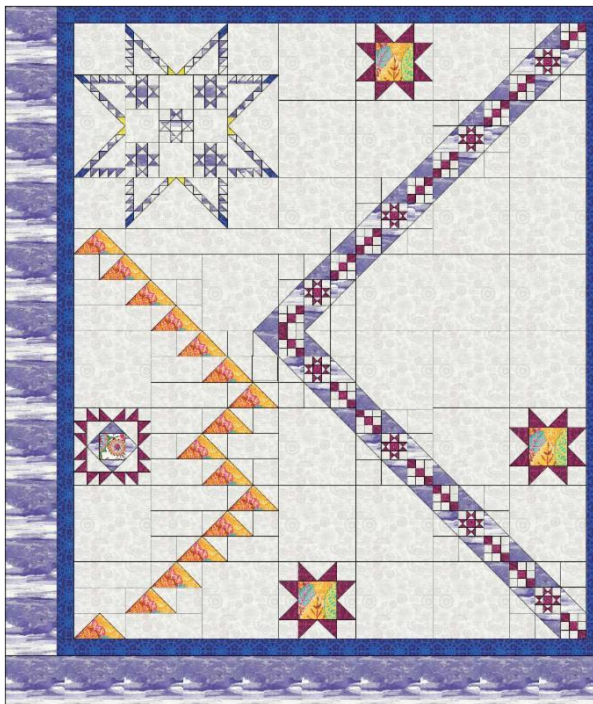
Beginning Machine Quilting Thurs Nov 29, 1-4 OR 6-9 \$25 Sue Frerich

Be prepared to quilt! You will practice your quilting skills on various samples,

using both your walking foot and darning foot. Batting, threads, needles and patterns will be discussed. Who knows? By the time you leave you may even be able to write/quilt your name!

**Block of the Month First
Sat of month 10:30-
11:15 FREE Barb Boyer**

Join at any time. You get a free fat quarter if you come to class with the previous month's completed block. This year we're making a "modern" quilt. Something new, something different. I will provide some other options as we explore the modern quilt world.



**Christmas Triangle Frenzy table runner Thur Dec 1-4 Barb Boyer
\$20**

Make a Christmas table runner using the 60 degree triangle and a yard of fabric (border stripe). Or get a jump on the next holiday and make an Easter/spring table runner. Or make both!. These table runners are easy to cut & sew, and if you haven't made one yet it's time to add triangle sewing to your skill set.

**Hand Applique/Back Basting TBA Sandra Freeburg, 10-noon \$25
or call for dates**

Back basting is a template free method of needle turn applique. No slippery freezer paper or chalked lines on top that never seem to get turned under quite right. This method is especially great for traveling, because your pieces will be basted onto your background -- no need for pins to get in the way. This class is great for beginners and all levels of appliquers. Don't let hand applique frustrate you. It's really easy and relaxing!

**Hand Embroidery Club 2nd Sat. of the month, 10-noon FREE
Kathy Sconce**

If you want to learn to hand embroider or just brush up your technique, join us on the second Saturday of the month from 10 to noon. You can work on your own projects or you can join the project we are doing. This year we are following a purchased pattern called My Crazy Life. It is wool appliques on flannel

backgrounds. Then we will explore a variety of embroidery stitches to embellish each block-4 six inch blocks per month (or whatever you choose to do), for a total of 48 blocks. Each month Kathy Sconce shows us a new stitch to try, plus, she guides us through thread choices, how to knot, fabrics to use, and tracing techniques. We will also discuss wool, felted wool, wool felt, various threads for embroidery, various techniques for the wool applique and setting options for the quilt.

Hand Quilting Oct. 17, 10-noon Sandra Freeburg \$25 Watch the calendar or call for other dates

Hand quilting is an art that should not be lost. By the end of Sandra's class you will be hand quilting with confidence. Everyone has at least one special quilt that calls out for hand quilting. And there is nothing better than the feel of a hand quilted quilt. Do yourself a favor and learn this art that connects us to our past -- our mothers, grandmothers and great grandmothers.

Hello Pouches Mon Dec 10 10:30-3 OR Sat Dec 15 1-5 Sue Frerich \$20

Bags and bags and bags. This little zippered pouch has clear vinyl on the top for a see-through look and a quilted base for stability. With the see-through vinyl top you can say "hello" to all your treasured trinkets. Pattern includes instructions to make all four sizes.



Knit Pickers' Club 2nd Wed of each month, 6-8:30 Carol Moler

Every second Thursday, we're getting together to practice our knitting. The Club is open to all skill levels. We want to share what we've learned, find new patterns, and simply just sit and knit. We're currently working on some felting projects, but we're planning on heading into fingerless mittens, mittens, and socks. We are discussing trying to do a group project-meaning everyone does the same pattern. Each month we will learn a different pattern, make it into a square and eventually put all the squares into one project-afghan, scarf, bag, etc.

Long Arm Quilting Classes Wednesdays from 10:30-1:30, 2:30-5:30 or 6-8:30 Barb Boyer \$30 (check calendar for specific times & dates)

In this class you will learn all about the Nolting long arm quilting machines: loading, threading, quilting. I'll demonstrate how to load and thread, set stitch length, change tension, wind and load bobbins. Then I will load a practice quilt onto the machine and show how to do hand guided quilting. Each student will be given at least 15-20 minutes of practice time. (Each class is limited to 4 students). You will be able to do free hand quilting plus you can practice following a pantograph. Any quilter who wants to rent to machines must take this class first, regardless of whether you have experience on a long arm machine. This class is not designed to teach you everything there is to know about long arm quilting-it's just a start.

Market Tote Bag Dec 3 1-4 Barb Boyer \$20

Bags and bags and bags. This bag is layered, made from fat quarters. It's simple (if I'm teaching a bag, it's gotta be simple), strong, and you'll want to make several so you can take them the grocery store. I need to be more eco conscious and I plan to make several to keep in my car so that I have no excuses.

Monthly Minis First Saturday of the Month, 4-6

This year we are going to do the Great Pumpkin Quilt, a purchased pattern. It will start in February because we are still finishing last year's Holiday Houses in January. Starting in February we will work on the Great Pumpkin quilt. We will plan to do 2 blocks a month, and do the top banner section over two months. In class we will discuss use of color in the backgrounds and pumpkins. We will also discuss and learn various machine applique techniques to use on the blocks.



One Block Wonder Panel Quilt Start preparing now! Sue Frerich

For all of you who missed the class before, you don't want to miss this class-we will have a reunion in January for everyone who has taken the class. So get your quilts done and to the shop by mid January so we can display them. Next classes will start in February. Start choosing next One Block Wonder Panel



your panels for your Quilt.

Origami Bags Dec. 6 OR Dec 13 Barb Boyer \$20

Bags and bags and bags. The origami bag is a folded bag with a draw string closure. It has pockets on the front and can be embellished with button for closures. The bag is the perfect size for carrying your sock knitting, embroidery projects, wallet, book, cosmetics, you name it. It's a perfect little gift bag.

Panels are Fun! Thur Dec 9 1-4 Barb Boyer \$20

Panels are tricky because they are not always straight. But there are wonderful ways to use panels in very creative ways. In class, we will sew a Christmas panel

by putting on simple borders and then I'll show you how to light it up-put twinkly lights in it. We will also explore other ways to use panels, so bring any other panel you have and we'll discuss how you can turn your panels into a quilt or wall hanging.


Pillow Case Party Sun. Dec. 16 1-4 FREE

If you've never made a pillow case, or just want some time to sew a pillow case, this class is for you. This is a great mother/daughter styled class and pillow cases make great presents!

Pot luck 2nd Sat/month 1-6 Ginger Newman \$25 or two for the price of 1(bring a friend)

Collaborate with a friend and discover true freedom to create your own quilt that is beautifully unique. You and your friend will collaborate on the colors,

blocks and settings for your quilts. You will share blocks, share fabric and share ideas. But you will make and design your own quilt. The blocks are taken from Gwen Marston and Freddy Moran's Collaborative Quilting books. Each month we will teach a new block, plan a new row, try a new design. It's collaborative and you will have a quilt with its own unique voice and story to tell. This is the first in a series of freeform/collaborative quilts we want to pursue this fall and spring. Join the fun and let your imagination run wild.



Spoon Quilting TBA Sandra Freeburg \$25 Watch the calendar or call for dates

No more sore fingers! Learn to Spoon Quilt, with a special spoon quilting tool. This tool helps you keep your stitches tiny and even without pricking your finger. Need to have basic quilting skills (rocking motion quilting).

Take 5 Quilt, Wed Dec 19 10:30-5 Barb Boyer \$20

In 5 minutes you can find 5 fabrics and in 5 hours you will have a quilt. You can do it, but most people take a little longer. This is a quick & easy quilt. It's great for a kid's quilt, a dorm quilt, or just a quilt to showcase big and bold prints. Come sew all and see how far you get!



Toy Bags Sat Dec 1, 4-6 OR Thurs. Dec 6, 2-5 OR Thurs Dec 13 2-5 Ginger Newman \$20

Bags and bags and bags. Make these reusable toy/gift bags for quick wrapped presents. You can make them any size, even large enough to fit a quilt! These are fast sewn, quickly done, so you can make bunches for Christmas.

Nolting Longarm Machines

Nolting has 5 main machines, each with different reaches: from 17" to 30" depending on the machine. They are sold with or without a frame, but after I saw & helped set up one of the steel frames this week, I recommend buying the frame. All machines, except for the Standard-- the most economical machine-- have a stitch regulator. I recommend a stitch regulator. All machines can be equipped with a computer and there are a couple of different ones to choose from. In addition, you can get an extended table base so that you can use rulers, you can get larger bobbins on some of the models and on the frames you can get hydraulic lifts to raise and lower the tables. In the coming weeks, I will print out more information on each model.

The best entry level machine is the Fun Quilter. It comes in 17", 20" & 23" reach. It comes with the Intellistitch Equalizer stitch regulator, standard speed control, needle up/down, and fixed handles in the front & rear. This machine can also be equipped with a computer.



The Pro Machine has the Intellistitch Turbo stitch regulator, single stitch option, standard speed control, needle up/down and customizable handles in the front & rear. The Pro Machine comes in 20", 24" and 30" reach with 10-12" of inside height. There are easy dials on the front to set stitch length and other options. This machine can also be equipped with a computer.



The NV Machine is the newest in the fleet of Nolting machines. This machine has a touch screen with progra

mmable stitch regulation. You can stitch in 4 different stitch modes plus single stitch and needleup/down. It also has an adjustable brightness LED work light. This machine can also be equipped with a computer.



Nolting also has a commercial machine with the Intellistitch Equalizer stitch regulator, standard speed control, needle up/down, and fixed handles in the front & rear. This machine can also be equipped with a computer.

HAND EMBROIDERY CLUB

If you want to learn to hand embroider or just brush up your technique, join us on the second Saturday of the month from 10 to noon. We use printed patterns and some vintage free patterns that you can embroider, embellish and color. Depending on the projects, each month Kathy Sconce shows us a new stitch to try, plus, she guides us through thread choices, how to knot, fabrics to use, and tracing techniques.

Knit Pickin' Club

This is another get-together class to sit & knit, work on our projects, share information and get some help. We will share techniques, suggest patterns, but mainly we'll sit & knit (or pick).

Toad Toters

On full moon days (as noted in the calendar) you will get 20% off all purchases (not otherwise discounted) that you can fit in your bag. You must bring your bag to participate.

Full Moon Days: Sept. 24, Oct. 24, Nov. 23, Dec. 23

Discount Policy

We will honor only one discount -- whichever is largest. You can't combine a 10% with a 25% discount to get a 35% discount. On this we can't be bribed."

Color of the Month

September orange, October Halloween, November red, December Christmas

Join the fun and come feel the difference of quality fabrics.

Happy quilting!

Sincerely, Barbara Boyer
Around the Block
307-433-9555
www.aroundtheblockquilts.com